

**General Election
November 3, 2009 - Unofficial Results**

11/04/09
00:34:22

Lorain County, OH

Num. Report Precinct 234 - Num. Reporting 234 100.00%

- [Unofficial Summary Report \(.pdf\)](#)
- [Unofficial Area Canvass Report \(.pdf\)](#)
- [Unofficial Precinct Canvass Report \(.pdf\)](#)
- [Unofficial Voter Turnout Summary Report \(.pdf\)](#)

Note: Write-In Totals only appear on the report shown below.

Amherst City President of Council			
	Total		
Number of Precincts	12		
Precincts Reporting	12	100.0 %	
Vote For	1		
John S. Dietrich	D 2903	100.00%	

Amherst City Auditor			
	Total		
Number of Precincts	12		
Precincts Reporting	12	100.0 %	
Vote For	1		
David C. Kukucka	D 2777	100.00%	

Amherst City Treasurer			
	Total		
Number of Precincts	12		
Precincts Reporting	12	100.0 %	
Vote For	1		
Linda I. Hale	R 1594	42.47%	
Mark S. Hullman	D 2159	57.53%	

Amherst City Council At Large	
	Total

Number of Precincts		12	
Precincts Reporting		12	100.0 %
Vote For		3	
Frank Janik	D	2163	25.72%
Terry Traster	D	2146	25.51%
Philip D. Van Treure	R	2305	27.40%
Dennis E. Walters	R	1797	21.36%

Amherst City 1st Ward Council

		Total	
Number of Precincts		3	
Precincts Reporting		3	100.0 %
Vote For		1	
Steve Bukovac	D	565	54.75%
John T. Porostosky	R	467	45.25%

Amherst City 2nd Ward Council

		Total	
Number of Precincts		3	
Precincts Reporting		3	100.0 %
Vote For		1	
Glenn E. Loughrie	D	730	100.00%

Amherst City 3rd Ward Council

		Total	
Number of Precincts		3	
Precincts Reporting		3	100.0 %
Vote For		1	
Joseph R. Gambish	R	626	100.00%

Amherst City 4th Ward Council

		Total	
Number of Precincts		3	
Precincts Reporting		3	100.0 %
Vote For		1	
Jennifer Wasilk	R	810	100.00%

Elyria City Council At Large

	Total	
Number of Precincts	40	
Precincts Reporting	40	100.0 %
Vote For	4	
Christopher Best	R 2928	7.03%
Rae Lynn Brady	R 4623	11.10%
Thomas G. Callahan	D 5865	14.08%
Diane Lesesky	R 3227	7.75%
Michael Lotko III	D 6088	14.61%
Ray Noble	R 3325	7.98%
Timothy Quinn	3263	7.83%
Mary F. Siwierka	D 6608	15.86%
Victor F. Stewart	D 5731	13.76%

Elyria City 1st Ward Council

	Total	
Number of Precincts	5	
Precincts Reporting	5	100.0 %
Vote For	1	
Larry W. Tanner	D 1162	100.00%

Elyria City 2nd Ward Council

	Total	
Number of Precincts	5	
Precincts Reporting	5	100.0 %
Vote For	1	
Forrest Bullocks	D 696	67.31%
Sandra Laubenthal	R 338	32.69%

Elyria City 3rd Ward Council

	Total	
Number of Precincts	7	
Precincts Reporting	7	100.0 %
Vote For	1	
Garry L. Gibbs	R 1873	64.56%
Kris Koepp	D 1028	35.44%

Elyria City 4th Ward Council

	Total	
Number of Precincts	7	
Precincts Reporting	7	100.0 %
Vote For	1	
Mark F. Craig	1698	65.18%
Brandon Rutherford	D 907	34.82%

Elyria City 5th Ward Council

	Total	
Number of Precincts	5	
Precincts Reporting	5	100.0 %
Vote For	1	
Marcus D. Madison	D 683	83.10%
Thomas Aden - W.I.	139	16.90%

Elyria City 6th Ward Council

	Total	
Number of Precincts	5	
Precincts Reporting	5	100.0 %
Vote For	1	
Dottie Klimczak	R 543	44.77%
Donna M. Mitchell	D 670	55.23%

Elyria City 7th Ward Council

	Total	
Number of Precincts	6	
Precincts Reporting	6	100.0 %
Vote For	1	
Jerry McHugh	D 994	50.92%
Edward L. Sinegar	958	49.08%

Lorain City President of Council

	Total	
Number of Precincts	50	
Precincts Reporting	50	100.0 %

Vote For		1	
Joel Arredondo	D	9881	100.00%

Lorain City Treasurer			
		Total	
Number of Precincts		50	
Precincts Reporting		50	100.0 %
Vote For		1	
Karen A. Shawver - W.I.		386	100.00%

Lorain City Director of Law (unexpired term)			
		Total	
Number of Precincts		50	
Precincts Reporting		50	100.0 %
Vote For		1	
Patrick D. Riley	D	9310	73.28%
Michael J. Scherach	R	3394	26.72%

Lorain City Council At Large			
		Total	
Number of Precincts		50	
Precincts Reporting		50	100.0 %
Vote For		3	
Mitchell J. Fallis	D	7185	26.69%
Daniel W. Given	D	7192	26.71%
Keith E. Jones		2430	9.03%
Anne Marie Molnar	D	7688	28.55%
Sean Stipe	L	2429	9.02%

Lorain City 1st Ward Council			
		Total	
Number of Precincts		7	
Precincts Reporting		7	100.0 %
Vote For		1	
Brian J. Gates	D	1149	66.53%
Melanie Szabo		578	33.47%

Lorain City 2nd Ward Council

	Total	
Number of Precincts	6	
Precincts Reporting	6	100.0 %
Vote For	1	
Andy Drwal	D 874	100.00%

Lorain City 3rd Ward Council

	Total	
Number of Precincts	5	
Precincts Reporting	5	100.0 %
Vote For	1	
Joyce Early	L 123	10.76%
Timothy C. Haupt	R 193	16.89%
Tim Howard	D 827	72.35%

Lorain City 4th Ward Council

	Total	
Number of Precincts	6	
Precincts Reporting	6	100.0 %
Vote For	1	
Bret Schuster	D 1171	61.60%
Andrew R. Winemiller	R 730	38.40%

Lorain City 5th Ward Council

	Total	
Number of Precincts	5	
Precincts Reporting	5	100.0 %
Vote For	1	
Eddie C. Edwards	D 729	100.00%

Lorain City 6th Ward Council

	Total	
Number of Precincts	6	
Precincts Reporting	6	100.0 %
Vote For	1	

Gregory J. Holcomb	D	872	62.64%
Bob Kerecz		520	37.36%

Lorain City 7th Ward Council			
		Total	
Number of Precincts		7	
Precincts Reporting		7	100.0 %
Vote For		1	
Kenneth Baughman	R	648	39.49%
Myroslaw Silecky	D	993	60.51%

Lorain City 8th Ward Council			
		Total	
Number of Precincts		8	
Precincts Reporting		8	100.0 %
Vote For		1	
Craig Snodgrass	D	2272	100.00%

N Ridgeville City Council At Large			
		Total	
Number of Precincts		22	
Precincts Reporting		22	100.0 %
Vote For		3	
Bernadine Butkowski	R	3767	17.90%
Kevin Corcoran	R	4274	20.31%
Roseanne Johnson	R	3449	16.39%
Ray E. McLaughlin	D	3301	15.69%
Michael S. Whitlock	D	2948	14.01%
Richard S. Winrod	D	3303	15.70%

Elyria Municipal Court Judge 1-1-10			
		Total	
Number of Precincts		91	
Precincts Reporting		91	100.0 %
Vote For		1	
Gary C. Bennett		15904	55.29%
Jay B. Grunda		12862	44.71%

Elyria Municipal Court Judge 1-2-10

	Total	
Number of Precincts	91	
Precincts Reporting	91	100.0 %
Vote For	1	
Lisa A. Locke Graves	22740	100.00%

Lorain Municipal Court Judge

	Total	
Number of Precincts	61	
Precincts Reporting	61	100.0 %
Vote For	1	
Thomas J. Elwell Jr.	12614	100.00%

Avon City Mayor

	Total	
Number of Precincts	13	
Precincts Reporting	13	100.0 %
Vote For	1	
James A. Smith	4952	100.00%

Avon City Council At Large

	Total	
Number of Precincts	13	
Precincts Reporting	13	100.0 %
Vote For	3	
Steven M. Balmert	619	4.59%
Mary Berges	2018	14.95%
Kevin P Flanigan II	1686	12.49%
Clinton S. Pelfrey	2345	17.37%
Gary Smitek	1470	10.89%
Jozsef Szilagyi	513	3.80%
Craig Witherspoon	2622	19.42%
Dan Zegarac	2227	16.50%

Avon City 1st Ward Council

	Total	
Number of Precincts	4	
Precincts Reporting	4	100.0 %
Vote For	1	
Bryan K. Jensen	1242	100.00%

Avon City 2nd Ward Council		
	Total	
Number of Precincts	3	
Precincts Reporting	3	100.0 %
Vote For	1	
Dennis McBride	944	100.00%

Avon City 3rd Ward Council		
	Total	
Number of Precincts	3	
Precincts Reporting	3	100.0 %
Vote For	1	
Brian Parsons	334	28.97%
Kevin M. Ward	461	39.98%
Mark M. Yonchak	358	31.05%

Avon City 4th Ward Council		
	Total	
Number of Precincts	3	
Precincts Reporting	3	100.0 %
Vote For	1	
Daniel C. Urban	1094	100.00%

Avon Lake City Council At Large		
	Total	
Number of Precincts	19	
Precincts Reporting	19	100.0 %
Vote For	3	
Daniel Bucci	4955	29.21%
Holly Moore Kowalski	3324	19.60%
Martin E. O'Donnell	4050	23.88%

Gregory J. Zilka	4632	27.31%
-------------------------	------	--------

Avon Lake City Board of Muni Utilities		
	Total	
Number of Precincts	19	
Precincts Reporting	19	100.0 %
Vote For	2	
Anthony L. Abram	4159	48.82%
David J. Marquard	4360	51.18%

Oberlin City Council At Large		
	Total	
Number of Precincts	8	
Precincts Reporting	8	100.0 %
Vote For	7	
David R. Ashenhurst	755	7.32%
H. Scott Broadwell	1049	10.17%
Bryan L. Burgess	969	9.39%
Tony Gaines	689	6.68%
Elizabeth J. Meadows	1055	10.23%
Anthony J. Mealy	425	4.12%
Aaron Mucciolo	639	6.20%
Charles F. Peterson	993	9.63%
Kate Pilacky	831	8.06%
Kenneth Sloane	933	9.05%
David E. Sonner	748	7.25%
Sharon Fairchild Sou	1228	11.91%

Sheffield Lake City 1st Ward Council		
	Total	
Number of Precincts	2	
Precincts Reporting	2	100.0 %
Vote For	1	
Edward A. Diebold	363	100.00%

Sheffield Lake City 2nd Ward Council		
	Total	
Number of Precincts	2	

Precincts Reporting	2	100.0 %
Vote For	1	
Alan Smith	387	100.00%

Sheffield Lake City 3rd Ward Council		
	Total	
Number of Precincts	2	
Precincts Reporting	2	100.0 %
Vote For	1	
Eric S. Elliott	359	100.00%

Sheffield Lake City 4th Ward Council		
	Total	
Number of Precincts	2	
Precincts Reporting	2	100.0 %
Vote For	1	
Richard A. Rosso	421	100.00%

Vermilion City Mayor		
	Total	
Number of Precincts	6	
Precincts Reporting	6	100.0 %
Vote For	1	
Jean A. Anderson	999	48.54%
Eileen P. Bulan	1059	51.46%

Vermilion City President of Council		
	Total	
Number of Precincts	6	
Precincts Reporting	6	100.0 %
Vote For	1	
Daniel J. Karney	881	47.37%
Fred V. Ostrander	979	52.63%

Vermilion City Council At Large
--

	Total	
Number of Precincts	6	
Precincts Reporting	6	100.0 %
Vote For	1	
	<hr style="border-top: 3px double #000080;"/>	
Daniel G. Roth	877	46.35%
Heidi A. Strickler	1015	53.65%

Vermilion City 1st Ward Council		
	Total	
Number of Precincts	1	
Precincts Reporting	1	100.0 %
Vote For	1	
	<hr style="border-top: 3px double #000080;"/>	
Joel Nick Luby	132	35.39%
Scott Sherwood	241	64.61%

Vermilion City 3rd Ward Council		
	Total	
Number of Precincts	1	
Precincts Reporting	1	100.0 %
Vote For	1	
	<hr style="border-top: 3px double #000080;"/>	
Stephen R. Holovacs	81	100.00%

Vermilion City 4th Ward Council		
	Total	
Number of Precincts	2	
Precincts Reporting	2	100.0 %
Vote For	1	
	<hr style="border-top: 3px double #000080;"/>	
Barb Brady	417	62.61%
Sheri I. Haponek	249	37.39%

Vermilion City 5th Ward Council		
	Total	
Number of Precincts	2	
Precincts Reporting	2	100.0 %
Vote For	1	
	<hr style="border-top: 3px double #000080;"/>	
Madio M. Rossini	589	100.00%

Grafton Village Council At Large

	Total	
Number of Precincts	2	
Precincts Reporting	2	100.0 %
Vote For	1	
Thomas Smith	389	61.75%
Jason A. Strah	241	38.25%

Grafton Village 1st Ward Council

	Total	
Number of Precincts	1	
Precincts Reporting	1	100.0 %
Vote For	1	
Matthew A. Dukles	100	58.82%
Albert D. Seiler	70	41.18%

Grafton Village 2nd Ward Council

	Total	
Number of Precincts	1	
Precincts Reporting	1	100.0 %
Vote For	1	
Randal L. Moore	97	100.00%

Kipton Village Member of Council

	Total	
Number of Precincts	1	
Precincts Reporting	1	100.0 %
Vote For	4	
Dorothy L. Collins	73	21.99%
Michael W. Hill	75	22.59%
Richard A. Krueck	33	9.94%
Dennis L. Watson	83	25.00%
Judy M. Wiele	68	20.48%

LaGrange Village Member of Council

Total

Number of Precincts	1	
Precincts Reporting	1	100.0 %
Vote For	4	
Dale Gregory	329	27.95%
Richard Honer	242	20.56%
Gary R. Kincannon	316	26.85%
Barry R. Price	290	24.64%

Rochester Village Member of Council

	Total	
Number of Precincts	1	
Precincts Reporting	1	100.0 %
Vote For	4	
Michelle Elbon	55	29.26%
Kathryn Frombaugh	43	22.87%
Andy Kurpely	38	20.21%
Susan Sparks	52	27.66%

Sheffield Village Member of Council

	Total	
Number of Precincts	3	
Precincts Reporting	3	100.0 %
Vote For	4	
Jean Ackerman	771	22.13%
Matthew D. Bliss	704	20.21%
Edward J. Dugan	660	18.94%
Walter R. Min	689	19.78%
Leo W. Sheets	660	18.94%

South Amherst Village Member of Council

	Total	
Number of Precincts	2	
Precincts Reporting	2	100.0 %
Vote For	4	
Barbara Becker	349	30.80%
Dennis Burdue	263	23.21%
John J. Green	281	24.80%
Robert A. James	240	21.18%

Wellington Village Member of Council

	Total	
Number of Precincts	3	
Precincts Reporting	3	100.0 %
Vote For	4	
Mark E. Bughman	691	15.64%
Sandra Denes	947	21.44%
Jeffrey S. Hyde	1040	23.55%
Hans M. Schneider	1013	22.93%
Guy Wells	726	16.44%

Amherst Township Trustee

	Total	
Number of Precincts	6	
Precincts Reporting	6	100.0 %
Vote For	2	
Dennis L. Abraham	1210	38.35%
John Koval	542	17.18%
Neil J. Lynch	1061	33.63%
Gary D. Worzel	342	10.84%

Brighton Township Trustee

	Total	
Number of Precincts	1	
Precincts Reporting	1	100.0 %
Vote For	2	
George C. Greene	254	34.79%
Richard E. Hunt	54	7.40%
Martin R. McClellan	84	11.51%
Chris Stanfield	195	26.71%
Steve Urbansky	143	19.59%

Brownhelm Township Trustee

	Total	
Number of Precincts	7	
Precincts Reporting	7	100.0 %
Vote For	2	

Ric Barck	994	26.39%
Orrin Leimbach	1226	32.55%
James W. Northeim	1547	41.07%

Camden Township Trustee		
	Total	
Number of Precincts	1	
Precincts Reporting	1	100.0 %
Vote For	2	
Scott Grills	363	38.82%
Walter Piwinski	180	19.25%
Gus Ristas	392	41.93%

Carlisle Township Trustee		
	Total	
Number of Precincts	7	
Precincts Reporting	7	100.0 %
Vote For	2	
Dave Liller	883	21.56%
Berry A. Taylor	1153	28.15%
James L. Wright	1349	32.93%
James H. Zelenka	711	17.36%

Columbia Township Trustee		
	Total	
Number of Precincts	6	
Precincts Reporting	6	100.0 %
Vote For	2	
Henry R. Heidecker	1392	34.42%
Mike Musto	839	20.75%
Edward J. Neiger	669	16.54%
John W. Pojman	714	17.66%
Lou Price	430	10.63%

Columbia Township Trustee (unexpired term)		
	Total	
Number of Precincts	6	
Precincts Reporting	6	100.0 %

Vote For		1	
Lonnie W. Blankenshi		1027	43.61%
Dale F. Rundle		1328	56.39%

Columbia Township Fiscal Officer (unexpired term)			
		Total	
Number of Precincts		6	
Precincts Reporting		6	100.0 %
Vote For		1	
Jenine Thomas Hicks		786	39.14%
Rita J. Plata		1222	60.86%

Eaton Township Trustee			
		Total	
Number of Precincts		5	
Precincts Reporting		5	100.0 %
Vote For		2	
Doug Edwards		384	10.82%
Roger R. Fitch		241	6.79%
Donna J. Hicks		1217	34.29%
Linda D. Morrison		1293	36.43%
Eugene Szczepanski		414	11.67%

Elyria Township Trustee			
		Total	
Number of Precincts		3	
Precincts Reporting		3	100.0 %
Vote For		2	
William C. Holtzman		753	52.33%
Robert C. Scheithaue		686	47.67%

Grafton Township Trustee			
		Total	
Number of Precincts		2	
Precincts Reporting		2	100.0 %
Vote For		2	
Thomas M. Giese		545	31.50%

Michael T. Podulka	489	28.27%
Denise L. Vasel	333	19.25%
Carl M. Wesemeyer	363	20.98%

Henrietta Township Trustee		
	Total	
Number of Precincts	2	
Precincts Reporting	2	100.0 %
Vote For	2	
Ronald W. Baumann	453	50.56%
Joseph R. Knoble	443	49.44%

Huntington Township Trustee		
	Total	
Number of Precincts	1	
Precincts Reporting	1	100.0 %
Vote For	2	
Mary Beth Derikito	296	48.60%
Walter C. Rollin	313	51.40%

LaGrange Township Trustee		
	Total	
Number of Precincts	4	
Precincts Reporting	4	100.0 %
Vote For	2	
Gary Burnett	889	29.74%
Rita Canfield	991	33.15%
Daniel Moore	466	15.59%
David P. Moulder	643	21.51%

New Russia Township Trustee		
	Total	
Number of Precincts	3	
Precincts Reporting	3	100.0 %
Vote For	2	
Patti Brubaker	504	32.56%
Jack A. Hoyt	469	30.30%
Frank J. Pakish	159	10.27%

Charles Palmer	133	8.59%
Carol Lee Wilburn	116	7.49%
Richard S. Williams	167	10.79%

Penfield Township Trustee		
	Total	
Number of Precincts	1	
Precincts Reporting	1	100.0 %
Vote For	2	
Richard J. Conrad	446	38.35%
Randall W. Cromer	186	15.99%
Dianna Hartley	102	8.77%
Duane R. Johnson	429	36.89%

Pittsfield Township Trustee		
	Total	
Number of Precincts	1	
Precincts Reporting	1	100.0 %
Vote For	2	
Steve L. Magyar	344	41.55%
Mark W. McConnell	484	58.45%

Rochester Township Trustee		
	Total	
Number of Precincts	1	
Precincts Reporting	1	100.0 %
Vote For	2	
Gerald Cowie	181	34.94%
Mark May	100	19.31%
Albert Rusty Parker	72	13.90%
Bob Schatz	165	31.85%

Sheffield Township Trustee		
	Total	
Number of Precincts	3	
Precincts Reporting	3	100.0 %
Vote For	2	
Denise S. D'Agnese	144	9.88%

Timothy S Mihalcik	508	34.87%
Chad J. Parsons	599	41.11%
Dale Suppa	206	14.14%

Wellington Township Trustee		
	Total	
Number of Precincts	4	
Precincts Reporting	4	100.0 %
Vote For	2	
Nancy A. Fisher	1254	36.52%
Dale T. McAvena	1126	32.79%
Calvin G. Woods	1054	30.69%

North Point ESC/ Erie Dist.		
	Total	
Number of Precincts	7	
Precincts Reporting	7	100.0 %
Vote For	2	
Carole J. Kuns	659	38.11%
Janet E. Tuttle	1070	61.89%

North Point ESC/ Huron Dist.		
	Total	
Number of Precincts	1	
Precincts Reporting	1	100.0 %
Vote For	2	
Gerald F. Beck	91	51.12%
Jerry H. Jones	87	48.88%

Lorain County ESC		
	Total	
Number of Precincts	63	
Precincts Reporting	63	100.0 %
Vote For	3	
Gregory R. Benedict	9713	36.22%
Roger C. Sero	8086	30.15%
Darrel L. Tyler	9016	33.62%

Medina County ESC

	Total	
Number of Precincts	1	
Precincts Reporting	1	100.0 %
Vote For	3	
Amanda Armstrong	154	25.04%
David Dunmire	89	14.47%
Janice V. Good	140	22.76%
Suzette M. Majewski	88	14.31%
Daniel B. Shumaker	144	23.41%

Tri-County ESC

	Total	
Number of Precincts	1	
Precincts Reporting	1	100.0 %
Vote For	1	
Esther Welch	14	100.00%

Amherst EVSD

	Total	
Number of Precincts	22	
Precincts Reporting	22	100.0 %
Vote For	3	
Nicholas Dimacchia	3817	32.69%
Valerie Neidert	3645	31.22%
Ronald D. Yacobozzi	4214	36.09%

Avon LSD

	Total	
Number of Precincts	13	
Precincts Reporting	13	100.0 %
Vote For	3	
Susan Harrison	2609	22.10%
Debra C. Polovich	2063	17.47%
Scott Radcliffe	2833	24.00%
Greg Tilton	2111	17.88%
John P. Weigman	2190	18.55%

Avon LSD (unexpired term)

	Total	
Number of Precincts	13	
Precincts Reporting	13	100.0 %
Vote For	1	
Art Goforth	3433	100.00%

Avon Lake CSD

	Total	
Number of Precincts	19	
Precincts Reporting	19	100.0 %
Vote For	2	
Dale W. Cracas	4799	52.35%
Charles M. Froehlich	4368	47.65%

Clearview LSD

	Total	
Number of Precincts	7	
Precincts Reporting	7	100.0 %
Vote For	3	
Connie L. Finney	538	17.69%
Harry M. Guerrieri	622	20.45%
John Jacovetti	306	10.06%
Walter J. Koziura	469	15.42%
Melissa Newsome	704	23.14%
Andy Serfozo	403	13.25%

Columbia LSD

	Total	
Number of Precincts	7	
Precincts Reporting	7	100.0 %
Vote For	3	
Henry Bigler	1054	22.66%
Cheryl Blazek	1257	27.02%
Rick D. Malone	1188	25.54%
Blanche L. Nemeth	1153	24.79%

Elyria CSD

	Total	
Number of Precincts	43	
Precincts Reporting	43	100.0 %
Vote For	2	
Evelyn C. France	8222	54.03%
Ginny Hawes	6996	45.97%

Firelands LSD

	Total	
Number of Precincts	12	
Precincts Reporting	12	100.0 %
Vote For	3	
Jane Bradford Battig	1444	30.37%
Courtney M. Ortner	1656	34.83%
Daniel A. Pycraft	1654	34.79%

Keystone LSD

	Total	
Number of Precincts	11	
Precincts Reporting	11	100.0 %
Vote For	3	
Deborah Melda	1515	31.06%
Ronald M. Sheldon	1732	35.51%
Dennis J. Walter	1631	33.44%

Lorain CSD

	Total	
Number of Precincts	44	
Precincts Reporting	44	100.0 %
Vote For	3	
Terrance N. Bivins	4047	19.95%
James J. Smith	5305	26.15%
Bill Sturgill	6453	31.81%
Timothy Williams	4482	22.09%

Midview LSD

	Total	
Number of Precincts	17	
Precincts Reporting	17	100.0 %
Vote For	3	
James Barnhart	2983	27.39%
David F. Kleinhenz	2344	21.52%
Kathy Quintiliano	3014	27.68%
David A. Zunis	2549	23.41%

North Ridgeville CSD

	Total	
Number of Precincts	22	
Precincts Reporting	22	100.0 %
Vote For	3	
Maria Sycz	5151	55.13%
Clyde D. Truett Jr.	4159	44.51%
Robert A. Lyons - W.I.	33	00.36%

Oberlin CSD

	Total	
Number of Precincts	13	
Precincts Reporting	13	100.0 %
Vote For	3	
Glenn Hodge	1262	21.25%
Stephanie Jones	1550	26.10%
Beth Weiss	1528	25.73%
Ian Yarber	1598	26.91%

Sheffield / Sheffield Lake CSD

	Total	
Number of Precincts	11	
Precincts Reporting	11	100.0 %
Vote For	2	
Gloria A. Behrendt	1514	29.17%
Sheila Lopez	1607	30.96%
August J. Scarpelli	1032	19.88%
Daniel J. Voorhees	1038	20.00%

Wellington EVSD

	Total	
Number of Precincts	7	
Precincts Reporting	7	100.0 %
Vote For	3	
Brian L. Fehlan	1577	23.57%
Ayers R. Ratliff	1630	24.36%
Sally J. Stewart	1822	27.23%
Lois Anne Wulfooop	1663	24.85%

Black River LSD

	Total	
Number of Precincts	1	
Precincts Reporting	1	100.0 %
Vote For	2	
Paulann F. Eaton	132	21.50%
Janet L. Eichel	166	27.04%
Bruce Goff	176	28.66%
Clyde Workman	140	22.80%

Mapleton LSD

	Total	
Number of Precincts	1	
Precincts Reporting	1	100.0 %
Vote For	2	
Robert Alaimo	5	22.73%
Shawn H. Puster	7	31.82%
Mark A. Walter	10	45.45%

New London LSD

	Total	
Number of Precincts	1	
Precincts Reporting	1	100.0 %
Vote For	3	
William Given	72	16.82%
Mary L. Harris	57	13.32%
Sharon McGrail	37	8.64%

Kathie Overy	36	8.41%
Mick Parsons	33	7.71%
Chris A. Pondy	68	15.89%
Susan J. Porter	69	16.12%
Don Race	56	13.08%

Olmsted Falls CSD		
	Total	
Number of Precincts	1	
Precincts Reporting	1	100.0 %
Vote For	3	
Joseph T. Bertrand	78	32.10%
Rhonda McCrone	79	32.51%
Michelle Theriot	86	35.39%

Strongsville CSD		
	Total	
Number of Precincts	1	
Precincts Reporting	1	100.0 %
Vote For	2	
David Frazee	14	37.84%
Richard Micko	5	13.51%
Jennifer Sinisgalli	18	48.65%

Vermilion LSD		
	Total	
Number of Precincts	7	
Precincts Reporting	7	100.0 %
Vote For	2	
Sidney M. Jordan, Jr	783	43.87%
David M. Rice	1002	56.13%

1 State Issue - Compensation to Veterans		
	Total	
Number of Precincts	234	
Precincts Reporting	234	100.0 %
Vote For	1	
YES	61835	74.67%

NO	20979	25.33%
----	-------	--------

2 State Issue - Ohio Livestock Care		
	Total	
Number of Precincts	234	
Precincts Reporting	234	100.0 %
Vote For	1	
YES	51384	62.05%
NO	31424	37.95%

3 State Issue - Casinos		
	Total	
Number of Precincts	234	
Precincts Reporting	234	100.0 %
Vote For	1	
YES	50483	60.49%
NO	32972	39.51%

4 Lorain County - Sales Tax		
	Total	
Number of Precincts	234	
Precincts Reporting	234	100.0 %
Vote For	1	
YES	35302	42.34%
NO	48074	57.66%

5 Amherst City - Income Tax /Rep'l		
	Total	
Number of Precincts	12	
Precincts Reporting	12	100.0 %
Vote For	1	
FOR THE INCOME TAX	2195	53.42%
AGAINST THE INCOME T	1914	46.58%

6 Avon City - Library Construction - Bond Issue		
	Total	

Number of Precincts	13	
Precincts Reporting	13	100.0 %
Vote For	1	
FOR THE BOND ISSUE	1998	32.19%
AGAINST THE BOND ISS	4208	67.81%

7 Avon City - Avon Branch Library - Tax Levy /Add'l		
	Total	
Number of Precincts	13	
Precincts Reporting	13	100.0 %
Vote For	1	
FOR THE TAX LEVY	2128	34.20%
AGAINST THE TAX LEVY	4095	65.80%

8 Avon City 4A - Local Option /Martin's Corner Deli		
	Total	
Number of Precincts	1	
Precincts Reporting	1	100.0 %
Vote For	1	
YES	390	76.02%
NO	123	23.98%

9 Avon Lake City - Charter Amend. /Bd. of Muni Utilities		
	Total	
Number of Precincts	19	
Precincts Reporting	19	100.0 %
Vote For	1	
YES	5226	71.54%
NO	2079	28.46%

10 Elyria City - Income Tax /Add'l		
	Total	
Number of Precincts	40	
Precincts Reporting	40	100.0 %
Vote For	1	

FOR THE INCOME TAX	5484	40.97%
AGAINST THE INCOME T	7903	59.03%

11 Elyria City 1D - Local Option /Ely. Liquor Beverage		
	Total	
Number of Precincts	1	
Precincts Reporting	1	100.0 %
Vote For	1	
YES	136	62.10%
NO	83	37.90%

12 Elyria City 2C - Local Option /Riser Foods		
	Total	
Number of Precincts	1	
Precincts Reporting	1	100.0 %
Vote For	1	
YES	85	45.45%
NO	102	54.55%

13 Elyria City 2C - Local Option /Riser Foods /State Liquor Agency		
	Total	
Number of Precincts	1	
Precincts Reporting	1	100.0 %
Vote For	1	
YES	81	44.02%
NO	103	55.98%

14 Elyria City 4F - Local Option /Wal Mart		
	Total	
Number of Precincts	1	
Precincts Reporting	1	100.0 %
Vote For	1	
YES	147	51.40%
NO	139	48.60%

15 Lorain City 3E - Local Option /Daily Mart

	Total	
Number of Precincts	1	
Precincts Reporting	1	100.0 %
Vote For	1	
YES	86	43.43%
NO	112	56.57%

16 Lorain City 6B - Local Option /Liberty Gas USA

	Total	
Number of Precincts	1	
Precincts Reporting	1	100.0 %
Vote For	1	
YES	100	43.67%
NO	129	56.33%

17 Lorain City 7G - Local Option /El Arriero


	Total	
Number of Precincts	1	
Precincts Reporting	1	100.0 %
Vote For	1	
YES	186	78.48%
NO	51	21.52%

18 N. Ridgeville 3A - Local Option /Jal of NR, Inc.


	Total	
Number of Precincts	1	
Precincts Reporting	1	100.0 %
Vote For	1	
YES	360	75.31%
NO	118	24.69%

19 Sheffield Vill. #2 - Local Option /Giant Eagle


	Total	
Number of Precincts	1	
Precincts Reporting	1	100.0 %

Vote For		1	
YES		354	71.37%
NO		142	28.63%


21 Eaton Twp. #1 - Local Option /1 Stop N Go

		Total	
Number of Precincts		1	
Precincts Reporting		1	100.0 %
Vote For		1	
YES		188	52.81%
NO		168	47.19%


22 Rochester Twp. - Road District - Tax Levy /Add'l

		Total	
Number of Precincts		1	
Precincts Reporting		1	100.0 %
Vote For		1	
FOR THE TAX LEVY		91	37.45%
AGAINST THE TAX LEVY		152	62.55%

23 Sheffield Twp. - Ambulance - Tax Levy /Ren'l

		Total	
Number of Precincts		3	
Precincts Reporting		3	100.0 %
Vote For		1	
FOR THE TAX LEVY		637	75.74%
AGAINST THE TAX LEVY		204	24.26%

24A Wellington Twp. - Local Option /Strike Out Lanes /Ques. A

		Total	
Number of Precincts		1	
Precincts Reporting		1	100.0 %
Vote For		1	
YES		456	71.47%
NO		182	28.53%

24B Wellington Twp. - Local Option /Strike Out Lanes /Ques. B

	Total	
Number of Precincts	1	
Precincts Reporting	1	100.0 %
Vote For	1	
YES	451	69.49%
NO	198	30.51%

25 Avon LSD - Tax Levy /Ren'l

	Total	
Number of Precincts	13	
Precincts Reporting	13	100.0 %
Vote For	1	
FOR THE TAX LEVY	4059	64.58%
AGAINST THE TAX LEVY	2226	35.42%

26 Avon Lake CSD - Bond Issue /Athletics Stadium

	Total	
Number of Precincts	19	
Precincts Reporting	19	100.0 %
Vote For	1	
FOR THE BOND ISSUE	4062	51.06%
AGAINST THE BOND ISS	3894	48.94%

27 Avon Lake CSD - Bond Issue /School Facilities

	Total	
Number of Precincts	19	
Precincts Reporting	19	100.0 %
Vote For	1	
FOR THE BOND ISSUE	4732	59.49%
AGAINST THE BOND ISS	3222	40.51%

28 Columbia LSD - Tax Levy /Add'l

Total

Number of Precincts	7	
Precincts Reporting	7	100.0 %
Vote For	1	
FOR THE TAX LEVY	1188	45.99%
AGAINST THE TAX LEVY	1395	54.01%

29 Elyria CSD - Tax Levy /Ren'l

	Total	
Number of Precincts	43	
Precincts Reporting	43	100.0 %
Vote For	1	
FOR THE TAX LEVY	8341	62.73%
AGAINST THE TAX LEVY	4955	37.27%

30 Lorain CSD - Tax Levy /Add'l

	Total	
Number of Precincts	44	
Precincts Reporting	44	100.0 %
Vote For	1	
FOR THE TAX LEVY	4812	44.18%
AGAINST THE TAX LEVY	6080	55.82%

31 Lorain Port Authority - Tax Levy /Ren'l

	Total	
Number of Precincts	50	
Precincts Reporting	50	100.0 %
Vote For	1	
FOR THE TAX LEVY	8612	63.83%
AGAINST THE TAX LEVY	4880	36.17%

32 Grafton-Midview Public Library - Tax Levy /Add'l

	Total	
Number of Precincts	17	
Precincts Reporting	17	100.0 %
Vote For	1	
FOR THE TAX LEVY	3100	47.96%
AGAINST THE TAX LEVY	3364	52.04%

33 N. Ridgeville CSD - Tax Levy /Ren'l

	Total	
Number of Precincts	22	
Precincts Reporting	22	100.0 %
Vote For	1	
FOR THE TAX LEVY	6195	66.11%
AGAINST THE TAX LEVY	3176	33.89%

34 N. Ridgeville CSD - Tax Levy /Add'l

	Total	
Number of Precincts	22	
Precincts Reporting	22	100.0 %
Vote For	1	
FOR THE TAX LEVY	4526	48.08%
AGAINST THE TAX LEVY	4888	51.92%

35 Oberlin Public Library - Tax Levy /Add'l

	Total	
Number of Precincts	13	
Precincts Reporting	13	100.0 %
Vote For	1	
FOR THE TAX LEVY	1954	66.76%
AGAINST THE TAX LEVY	973	33.24%

20 Wellington Village - Charter

	Total	
Number of Precincts	3	
Precincts Reporting	3	100.0 %
Vote For	1	
YES	831	60.22%
NO	549	39.78%

20 Wellington Village - Charter Commission Members

	Total
Number of Precincts	3

Precincts Reporting	3100.0 %
Vote For	15
James L. Berarducci	647 9.68%
Kenneth E. Carpenter	447 6.69%
Daniel R. Cwalina	365 5.46%
Gregory J. Frenk	431 6.45%
Terri L. Gundert	474 7.09%
Allen W. Kimmich	585 8.75%
Michael H. Kobasher	354 5.29%
Tammie J. Krakomperg	349 5.22%
Philip E. Kunz	361 5.40%
Gordon R. Lent	618 9.24%
Terry F. Mazzone	667 9.98%
Barbara A. O'Keefe	796 11.91%
Jeffrey R. Shelton	537 8.03%

36 Wellington EVSD - Bond Issue - Tax Levy /Add'l	
	Total
Number of Precincts	7
Precincts Reporting	7 100.0 %
Vote For	1
FOR THE BOND ISSUE A	1492 46.32%
AGAINST THE BOND ISS	1729 53.68%

37 Olmsted Falls CSD - Tax Levy /Add'l	
	Total
Number of Precincts	1
Precincts Reporting	1 100.0 %
Vote For	1
FOR THE TAX LEVY	61 32.45%
AGAINST THE TAX LEVY	127 67.55%

38 Vermilion LSD - Tax Levy /Add'l	
	Total
Number of Precincts	7
Precincts Reporting	7 100.0 %
Vote For	1
FOR THE TAX LEVY	615 36.41%
AGAINST THE TAX LEVY	1074 63.59%

39 Ashland County - West Holmes JVSD - Tax Levy /Add'l

	Total	
Number of Precincts	1	
Precincts Reporting	1	100.0 %
Vote For	1	
FOR THE TAX LEVY	4	18.18%
AGAINST THE TAX LEVY	18	81.82%